



Location: ACL1 - City Hall

Report on 24-hour TSP monitoring

Action Level ($\mu\text{g}/\text{m}^3$) - 163
 Limit Level ($\mu\text{g}/\text{m}^3$) - 260

Date	Sampling Time	Weather Condition	Filter paper no.	Filter Weight, g		Elapse Time, hr		Sampling Time, hr	Flow Rate, m^3/min			Total Volume, m^3	TSP Level, $\mu\text{g}/\text{m}^3$
				Initial	Final	Initial	Final		Initial, Q_{si}	Final, Q_{sf}	Average		
02-Jan-19	08:00	Cloudy	ACL1_24hr 140159	2.6491	2.7315	4901.75	4925.75	24.00	0.82	0.82	0.82	1176	70.1
08-Jan-19	08:00	Fine	ACL1_24hr 140165	2.6293	2.7648	4928.75	4952.75	24.00	0.81	0.81	0.81	1165	116.3
14-Jan-19	08:00	Cloudy	ACL1_24hr 140244	2.6589	2.7352	4955.75	4979.75	24.00	0.81	0.81	0.81	1162	65.7
18-Jan-19	08:00	Fine	ACL1_24hr 140282	2.6811	2.7816	4982.75	5006.75	24.00	0.81	0.81	0.81	1166	86.2
23-Jan-19	08:00	Fine	ACL1_24hr 140388	2.6491	2.7684	5009.77	5033.77	24.00	0.81	0.81	0.81	1170	102.0
28-Jan-19	08:00	Fine	ACL1_24hr 140339	2.6676	2.7194	5036.77	5060.77	24.00	0.81	0.81	0.81	1165	44.5

Report on 1-hour TSP monitoring

Action Level ($\mu\text{g}/\text{m}^3$) - 460
 Limit Level ($\mu\text{g}/\text{m}^3$) - 500

Date	Sampling Time	Weather Condition	Filter paper no.	Filter Weight, g		Elapse Time, hr		Sampling Time, hr	Flow Rate, m^3/min			Total Volume, m^3	TSP Level, $\mu\text{g}/\text{m}^3$
				Initial	Final	Initial	Final		Initial, Q_{si}	Final, Q_{sf}	Average		
03-Jan-19	09:30	Cloudy	ACL1_1hr_1 140173	2.6350	2.6377	4925.75	4926.75	1.00	0.82	0.82	0.82	49	55.2
03-Jan-19	10:55	Cloudy	ACL1_1hr_2 206805	2.7224	2.7236	4926.75	4927.75	1.00	0.82	0.82	0.82	49	24.5
03-Jan-19	13:00	Cloudy	ACL1_1hr_3 206810	2.6900	2.6910	4927.75	4928.75	1.00	0.82	0.82	0.82	49	20.4
09-Jan-19	08:25	Fine	ACL1_1hr_1 140213	2.6644	2.6684	4952.75	4953.75	1.00	0.81	0.81	0.81	49	82.3
09-Jan-19	10:10	Fine	ACL1_1hr_2 140223	2.6606	2.6639	4953.75	4954.75	1.00	0.81	0.81	0.81	49	67.9
09-Jan-19	13:00	Fine	ACL1_1hr_3 140207	2.6530	2.6600	4954.75	4955.75	1.00	0.81	0.81	0.81	49	144.0
15-Jan-19	09:55	Cloudy	ACL1_1hr_1 140247	2.6700	2.6734	4979.75	4980.75	1.00	0.81	0.81	0.81	48	70.2
15-Jan-19	11:00	Cloudy	ACL1_1hr_2 140250	2.6716	2.6747	4980.75	4981.75	1.00	0.81	0.81	0.81	48	64.1
15-Jan-19	13:00	Cloudy	ACL1_1hr_3 140253	2.6808	2.6857	4981.75	4982.75	1.00	0.81	0.81	0.81	48	101.2
19-Jan-19	09:02	Fine	ACL1_1hr_1 140255	2.6753	2.6778	5006.76	5007.76	1.00	0.81	0.81	0.81	48	51.6
19-Jan-19	10:42	Fine	ACL1_1hr_2 140307	2.6536	2.6560	5007.76	5008.76	1.00	0.81	0.81	0.81	48	49.6
19-Jan-19	13:00	Fine	ACL1_1hr_3 140391	2.6610	2.6629	5008.76	5009.76	1.00	0.81	0.81	0.81	48	39.2
24-Jan-19	08:13	Fine	ACL1_1hr_1 140321	2.6570	2.6635	5033.77	5034.77	1.00	0.81	0.81	0.81	49	133.6
24-Jan-19	10:01	Fine	ACL1_1hr_2 140323	2.6418	2.6472	5034.77	5035.77	1.00	0.81	0.81	0.81	49	111.0
24-Jan-19	13:14	Fine	ACL1_1hr_3 140347	2.6591	2.6617	5035.77	5036.77	1.00	0.81	0.81	0.81	49	53.4
29-Jan-19	09:35	Fine	ACL1_1hr_1 140360	2.6477	2.6511	5060.77	5061.77	1.00	0.81	0.81	0.81	48	70.1
29-Jan-19	10:55	Fine	ACL1_1hr_2 140368	2.6675	2.6717	5061.77	5062.77	1.00	0.81	0.81	0.81	48	86.7
29-Jan-19	14:30	Fine	ACL1_1hr_3 140408	2.6839	2.6876	5062.77	5063.77	1.00	0.81	0.81	0.81	48	76.3



Location: ACL2a - Contractor HK/2012/08 Site office

Report on 24-hour TSP monitoring
Action Level ($\mu\text{g}/\text{m}^3$) - 187.3
Limit Level ($\mu\text{g}/\text{m}^3$) - 260

Date	Sampling Time	Weather Condition	Filter paper no.	Filter Weight, g		Elapse Time, hr		Sampling Time, hr	Flow Rate, m^3/min			Total Volume, m^3	TSP Level, $\mu\text{g}/\text{m}^3$
				Initial	Final	Initial	Final		Initial, Q_{st}	Final, Q_{st}	Average		
03-Jan-19	14:30	Cloudy	ACL2a_24hr 206811	2.6875	2.7559	10128.50	10152.50	24.00	0.90	0.90	0.90	1291	53.0
08-Jan-19	08:00	Fine	ACL2a_24hr 140170	2.6689	2.8016	10152.50	10176.50	24.00	0.89	0.89	0.89	1281	103.6
14-Jan-19	08:00	Cloudy	ACL2a_24hr 140236	2.6681	2.7581	10179.51	10203.51	24.00	0.89	0.89	0.89	1277	70.5
18-Jan-19	08:00	Fine	ACL2a_24hr 140284	2.6782	2.7838	10206.51	10230.51	24.00	0.89	0.89	0.89	1282	82.4
23-Jan-19	08:00	Fine	ACL2a_24hr 140387	2.6547	2.7959	10233.51	10257.51	24.00	0.89	0.89	0.89	1285	109.9
28-Jan-19	08:00	Fine	ACL2a_24hr 140344	2.6569	2.7267	10260.51	10284.51	24.00	0.89	0.89	0.89	1281	54.5

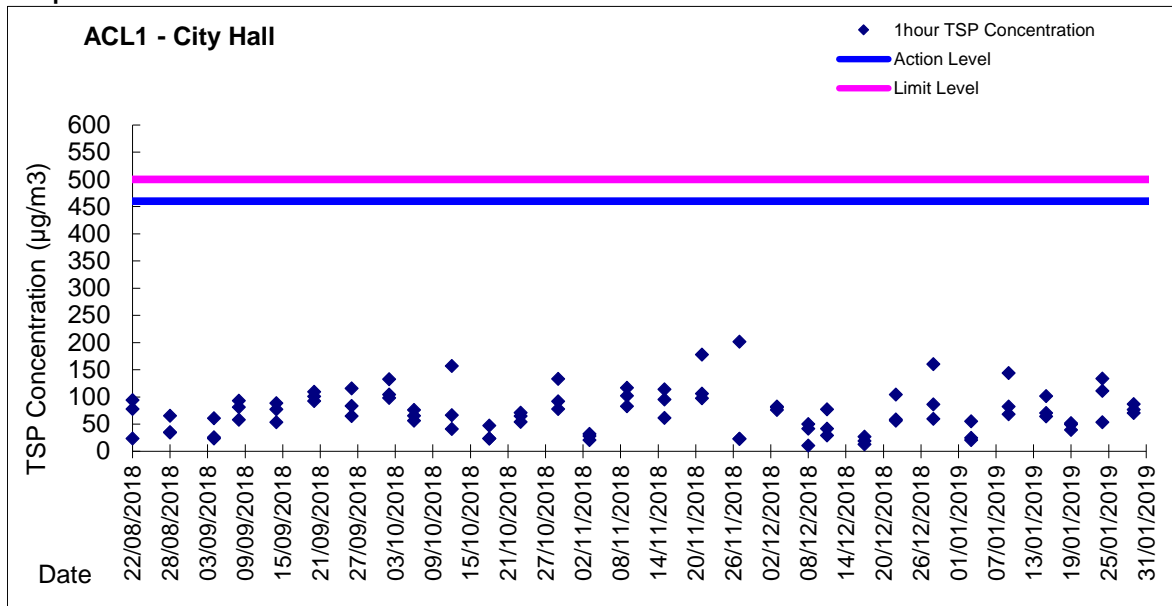
Remarks: Due to interruption of electricity, the 24hr TSP was rescheduled from 2 January 2019 to 3 January 2019.

Report on 1-hour TSP monitoring
Action Level ($\mu\text{g}/\text{m}^3$) - 300.1
Limit Level ($\mu\text{g}/\text{m}^3$) - 500

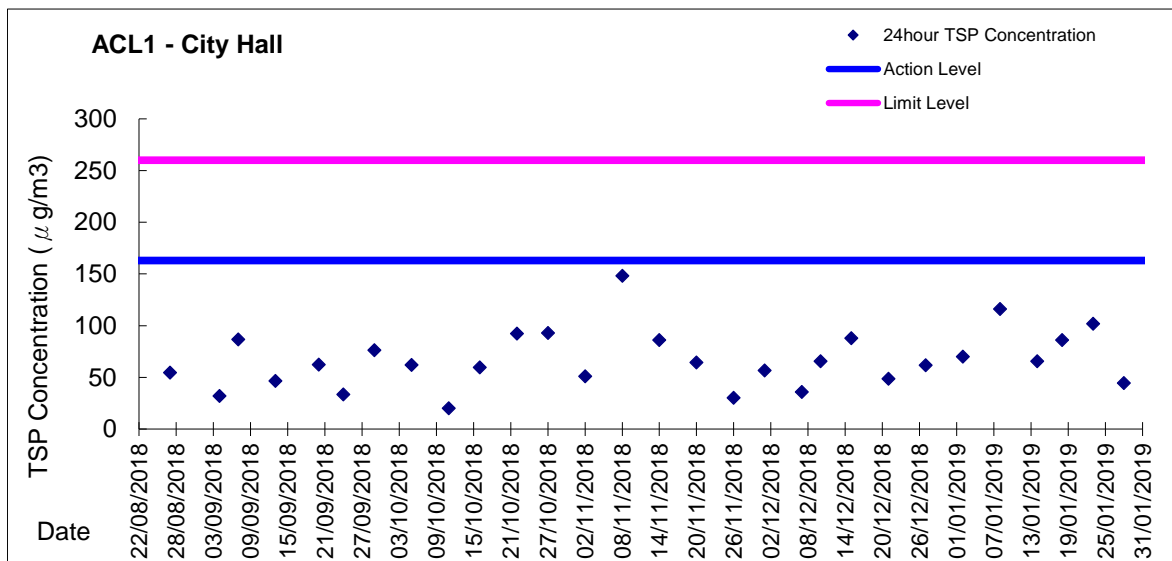
Date	Sampling Time	Weather Condition	Filter paper no.	Filter Weight, g		Elapse Time, hr		Sampling Time, hr	Flow Rate, m^3/min			Total Volume, m^3	TSP Level, $\mu\text{g}/\text{m}^3$
				Initial	Final	Initial	Final		Initial, Q_{st}	Final, Q_{st}	Average		
03-Jan-19	08:55	Cloudy	ACL2a_1hr_1 140176	2.6938	2.6975	10125.50	10126.50	1.00	0.90	0.90	0.90	54	68.9
03-Jan-19	10:50	Cloudy	ACL2a_1hr_2 206801	2.7156	2.7160	10126.50	10127.50	1.00	0.90	0.90	0.90	54	7.4
03-Jan-19	13:00	Cloudy	ACL2a_1hr_3 206766	2.6967	2.6973	10127.50	10128.50	1.00	0.90	0.90	0.90	54	11.2
09-Jan-19	08:10	Fine	ACL2a_1hr_1 140209	2.6710	2.6757	10176.50	10177.50	1.00	0.89	0.89	0.89	53	88.0
09-Jan-19	10:00	Fine	ACL2a_1hr_2 140219	2.6632	2.6685	10177.50	10178.50	1.00	0.89	0.89	0.89	53	99.2
09-Jan-19	13:00	Fine	ACL2a_1hr_3 140229	2.6699	2.6770	10178.50	10179.50	1.00	0.89	0.89	0.89	53	132.9
15-Jan-19	09:27	Cloudy	ACL2a_1hr_1 140262	2.6759	2.6790	10203.51	10204.51	1.00	0.89	0.89	0.89	53	58.2
15-Jan-19	10:46	Cloudy	ACL2a_1hr_2 140270	2.6741	2.6775	10204.51	10205.51	1.00	0.89	0.89	0.89	53	63.9
15-Jan-19	13:00	Cloudy	ACL2a_1hr_3 140278	2.6779	2.6836	10205.51	10206.51	1.00	0.89	0.89	0.89	53	107.1
19-Jan-19	08:45	Fine	ACL2a_1hr_1 140293	2.6766	2.6814	10230.51	10231.51	1.00	0.89	0.89	0.89	53	90.1
19-Jan-19	10:22	Fine	ACL2a_1hr_2 140303	2.6789	2.6829	10231.51	10232.51	1.00	0.89	0.89	0.89	53	75.1
19-Jan-19	13:00	Fine	ACL2a_1hr_3 140395	2.6678	2.6711	10232.51	10233.51	1.00	0.89	0.89	0.89	53	62.0
24-Jan-19	08:04	Fine	ACL2a_1hr_1 140315	2.6746	2.6804	10257.51	10258.51	1.00	0.89	0.89	0.89	53	108.5
24-Jan-19	09:50	Fine	ACL2a_1hr_2 140320	2.6577	2.6638	10258.51	10259.51	1.00	0.89	0.89	0.89	53	114.1
24-Jan-19	13:00	Fine	ACL2a_1hr_3 140331	2.6571	2.6615	10259.51	10260.51	1.00	0.89	0.89	0.89	53	82.3
29-Jan-19	09:25	Fine	ACL2a_1hr_1 140357	2.6472	2.6514	10284.51	10285.51	1.00	0.89	0.89	0.89	53	78.8
29-Jan-19	13:00	Fine	ACL2a_1hr_2 140369	2.6320	2.6363	10285.51	10286.51	1.00	0.89	0.89	0.89	53	80.7
29-Jan-19	14:30	Fine	ACL2a_1hr_3 140401	2.6738	2.6775	10286.51	10287.51	1.00	0.89	0.89	0.89	53	69.4



Graphic Presentation of 1 hour TSP Result

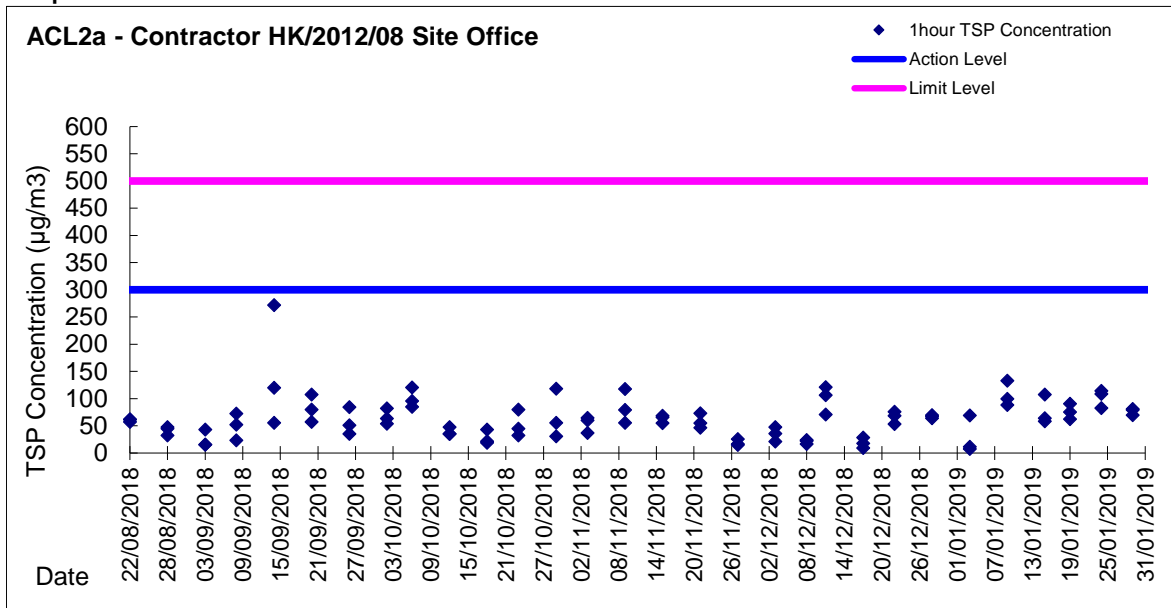


Graphic Presentation of 24 hour TSP Result





Graphic Presentation of 1 hour TSP Result



Graphic Presentation of 24 hour TSP Result

